

Vehicle Safety Technology

On demand AWD with reduction gear
Tyre pressure monitoring
Front, side & window airbags (driver & passenger)
Attention Assist & Active Brake Assist
Cruise control
Parking Pack with 360 degree camera
Automatic headlights
Front fog lights
Rain sensing windscreen wipers

Advanced Infotainment

10.25" Multimedia system
Navigation with 3D mapping
Apple Carplay, Android Auto & Bluetooth
Tray for Smart Phone charging
GSM cellular antenna & iPad holder (TV/antenna option)

Versatile Space

Rotating front comfort seats
Folding coffee & removable dining tables
Boot storage at rear

Cooking Without Gas

Single fuel source vehicle
Diesel fuelled glass ceramic cooktop (inverter & induction option)
Microwave
Stainless steel sink
Internal fridge & freezer
Drinking water filtration system

Night Specifications

Front window curtains
Living area & bedroom window blinds
Dimmable strip LED lighting throughout
Dunlop double memory & Enduro foam mattress

Style & Practicality

Front grill chrome styling
Premium interior decor ranges
Automotive fabric lining
Anodised aluminium cabinetry highlights
Corelle crockery set & storage system
Soft close drawer system
Overhead roof locker storage with roller shutter doors
Hanging space
Removable woven vinyl flooring

Smart Bathroom

Spacious showering room with retracting toilet (Patented)
Shower grate, towel rail & shower rack
Toiletries drawer
LED lit mirror
Basin

Climate Control

Thermal and sound insulation package
Ducted diesel fuelled room heating
Multi-directional 12V fan
Living area & bedroom window screens/shade system
Sliding side door insect screen
Sliding rear door insect screen

Water Works

Fresh water tank
Grey water tank with electronic dump valve
Diesel fuelled hot water system
Mains water connection

Power Up

Digital monitoring of electrical & water systems
Lithium house battery
Solar charging system
240V charger
12V outlet & USB charging points
240V system & lead for powered site

Outdoor Living

Powered side roll out awning
LED exterior lighting
Portable side entry step

Pricing

Jabiru J2M AWD \$ 195,000

2 Seater
2 Berth
East/west double bed
Bedroom space pod

Jabiru J2 AWD \$ 200,000

2 Seater
2 Berth
North/south single beds convert to double

Jabiru J4 AWD \$ 205,000

4 Seater with lap sash seatbelts
2 Berth
ISOFIX child seat anchor points
East/west double bed
Bedroom space pods

Options

Alfresco Pack \$ 3,000

*Indoor/outdoor accessed drawer fridge
External work bench with collapsible basin
Hot/cold wash-up & outdoor shower facility
Additional solar (J2M portable)*

Metallic paint	\$ 2,200
Colour non metallic paint	\$ 950
Colour matched bumper	\$ 750
Electric sliding side door	\$ 1,550
Distronic Plus (adaptive cruise control)	\$ 1,200
Colour match front seat upholstery (J2M/J2)	\$ 1,650
European leather upholstery (J2M/J2)	\$ 2,500
European leather upholstery (J4)	\$ 3,500
240V roof air-con (replaces skylight)	\$ 3,250
2000W inverter system	\$ 1,370
Built-in induction cooktop	\$ 540
240W portable solar & Anderson plug	\$ 1,300
Tow bar & electrics	\$ 2,600

Off Road Options

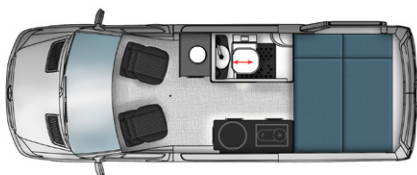
17" alloy wheels & tyre upgrade (5)	\$ 5,100
Underbody Protection Pack	\$ 2,450
Rear door spare wheel carrier (PS)	\$ 4,080
- Fuel container & mount	\$ 380
- Honda i20/i22 & mount 3rd Qtr 20 release	\$ TBA
- High lift jack & mount 3rd Qtr 20 release	\$ TBA
- 2nd spare rim/tyre combo (incl. additional tyre pressure module)	\$ 1,830

Price as at 17/08/20

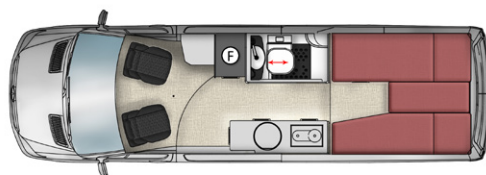
Price includes NSW registration, CTP insurance and stamp duty charges

Model	Jabiru J2M	Jabiru J2	Jabiru J4
Vehicle	Mercedes-Benz Sprinter MWB	Mercedes-Benz Sprinter LWB	Mercedes-Benz Sprinter LWB
Engine			
Type	CDI Turbo Diesel	CDI Turbo Diesel	CDI Turbo Diesel
Displacement	2987cc	2987cc	2987cc
Cylinders	6	6	6
Maximum power	140kW	140kW	140kW
Maximum torque	440Nm	440Nm	440Nm
Vehicle			
Transmission	Automatic 7-Speed	Automatic 7-Speed	Automatic 7-Speed
Drive	Rear Wheel Drive	Rear Wheel Drive	Rear Wheel Drive
Wheels & Tyres			
Wheels	6J x 16 steel	6J x 16 steel	6J x 16 steel
Tyres	235/65 R16	235/65 R16	235/65 R16
External Dimensions			
Length	6.090m	7.125m	7.125m
Width	2.06m	2.02m	2.10m
Height (with Air Con)	2.85m (3.0m)	2.85m (3.0m)	2.85m (3.0m)
Ground clearance	210mm (measured at Rear Differential)		
Internal Dimensions			
Height	1.92m	1.92m	1.92m
Bed/s	1.86m x 1.45m (Double)	2.0m x 0.7m (Singles)	1.92m x 1.45m (Double)
Capacities			
ADR approved travel seating	2	2	4
Fresh water tank	140L	140L	140L
Hot water tank	10L	10L	10L
Grey water tank	80L	80L	80L
Toilet waste cassette	16L	16L	16L
Fuel tank	93L	93L	93L
Fridge/freezer	90L	90L	90L
Solar	200W (Alfresco 440W)	200W (Alfresco 300W)	200W (Alfresco 300W)
Auxiliary Battery	200Ah Lithium	200Ah Lithium	200Ah Lithium
Battery chargers	40 Amp 240V lithium charger + 40 Amp DC2DC & solar 5-stage lithium charger		
Weights			
Tare	2,785kg	3,170kg	3,170kg
GVM	4,100kg	4,100kg	4,100kg
Payload	1,232kg	847kg	847kg
Max Towable	2,000kg	2,000kg	2,000kg

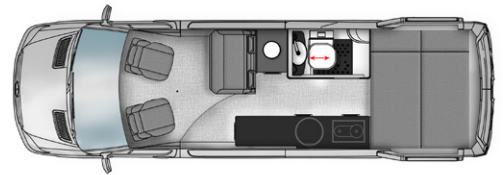
Floorplans



Jabiru J2M



Jabiru J2



Jabiru J4

Capacities, dimensions & payloads are approximations & may vary with options fitted. Specifications and prices are subject to variation without notice.